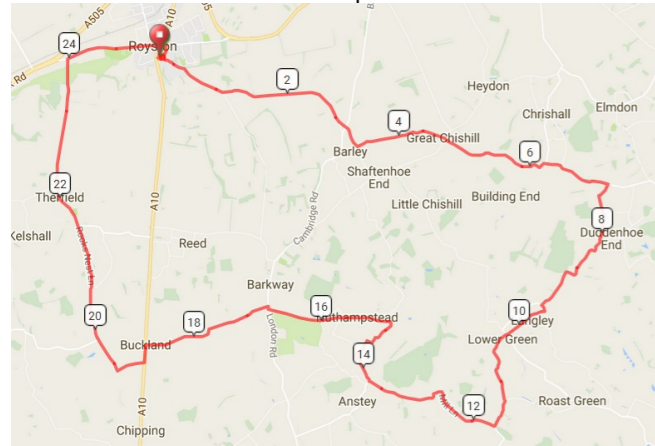
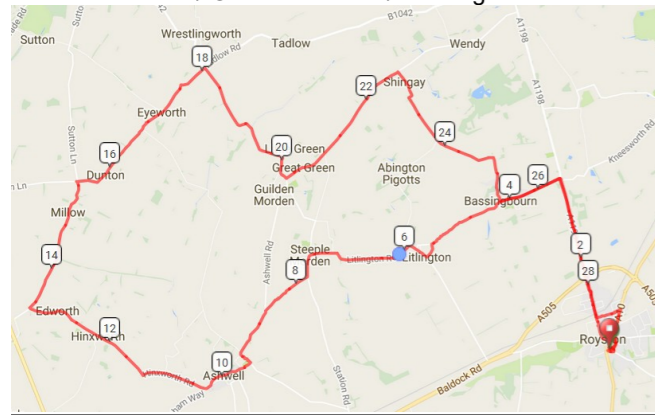


**RCC Route Bank - "S" Routes (Aug 2024)**

**S1 Meesden, 25.8 (42), 494m**  
Great Chishill / Nuthampstead / Therfield



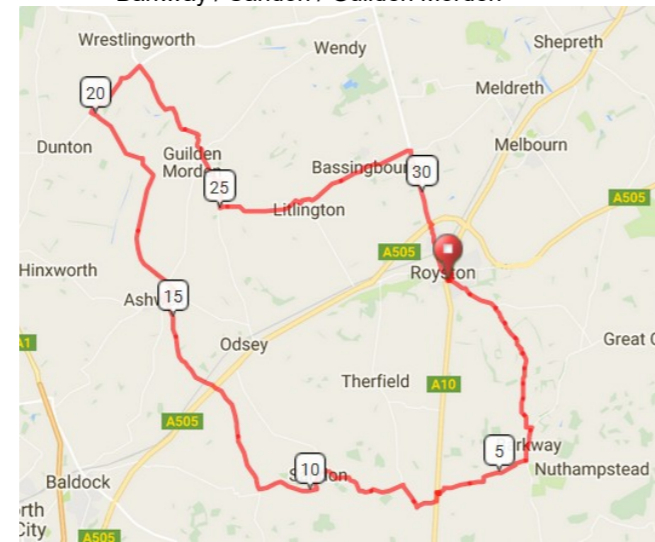
**S2 Hinxworth, 29.5 (47), 298m**  
Ashwell / Guilden Morden / Bassingbourn



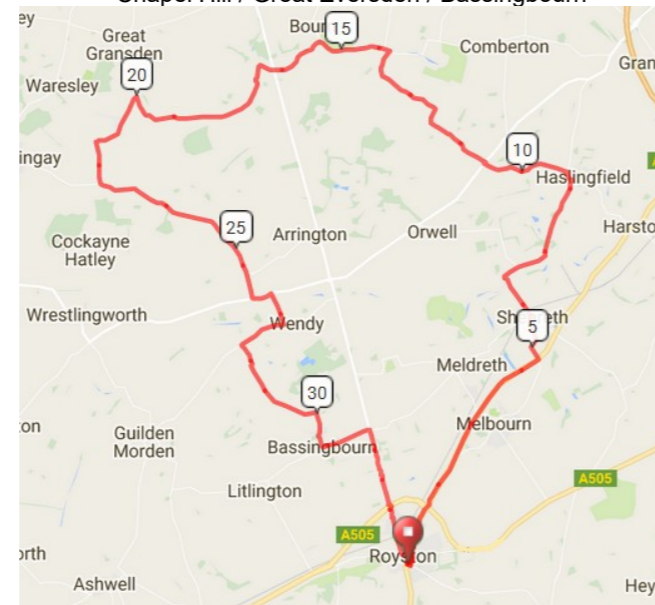
**S3 Whittlesford, 30.4 (49), 479m**  
Kneesworth / Chapel Hill / Heydon



**S4 Ashwell, 32.2 (52), 455m**  
Barkway / Sandon / Guilden Morden



**S5 Longstowe, 34.7 (56), 389m**  
Chapel Hill / Great Eversden / Bassingbourn



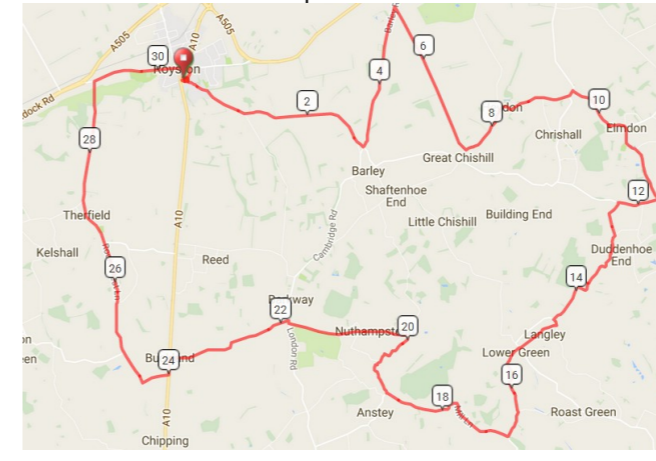
**S6 Gamlingay, 31.2 (50), 353m**  
Bassingbourn / Croydon Hill / Litlington



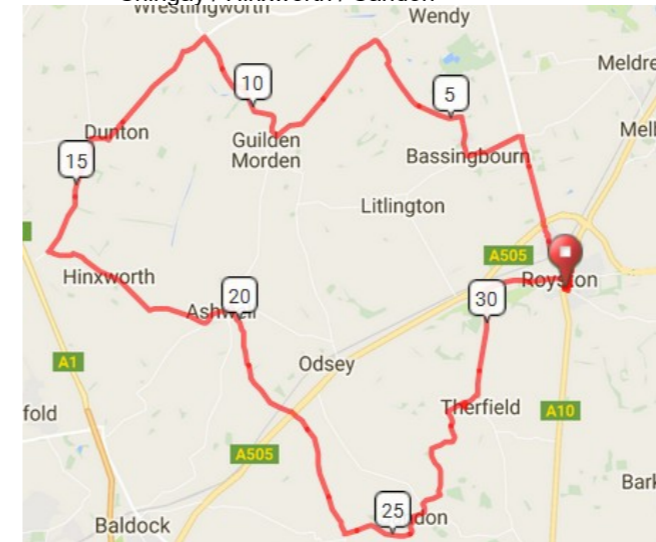
**S7 Weston, 34.7 (56), 541m**  
Bassingbourn / Baldock / Sandon



**S8 Meesden, 30.8 (50), 577m**  
Elmdon / Nuthampstead / Therfield



**S9 Ashwell, 32.4 (52), 396m**  
Shingay / Hinxworth / Sandon



**S10 Clavering, 30.0 (48), 628m**  
Therfield / Great Hornead / Great Chishall



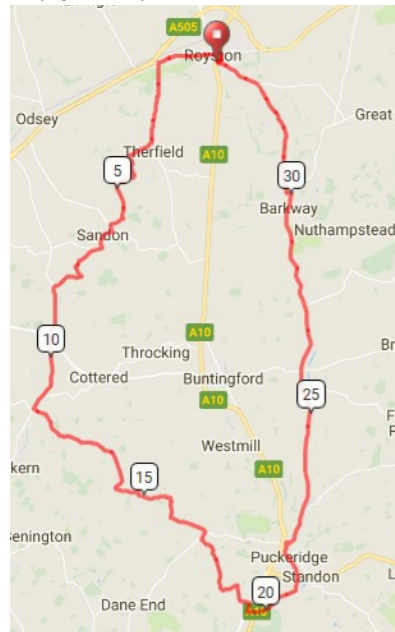
**S13 Grantchester, 33.9 (55) 304m 3.8 M**  
Melbourn / Great Shelford / Kneesworth



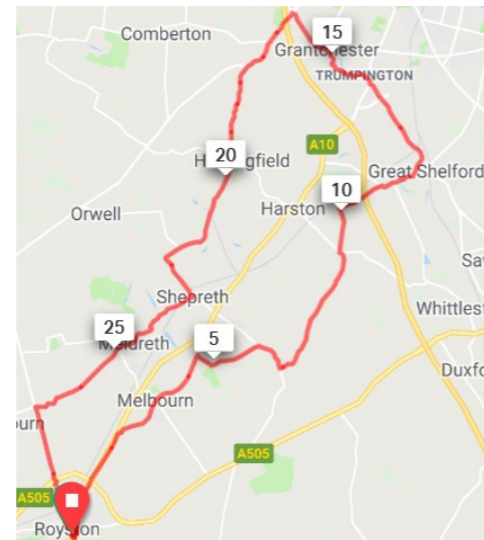
**S16 Hinxworth, 33.6 (54), 340m**  
Ashwell / Guilden Morden / Bassingbourn



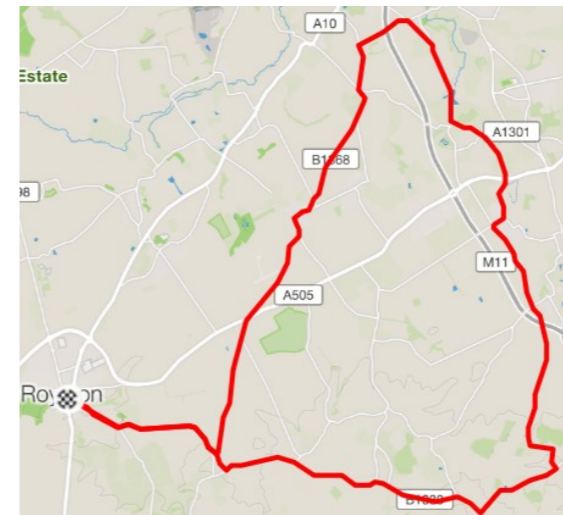
**S11 Puckeridge, 33.9 (55), 574m**  
Sandon / Cromer / Hare Street Sandon



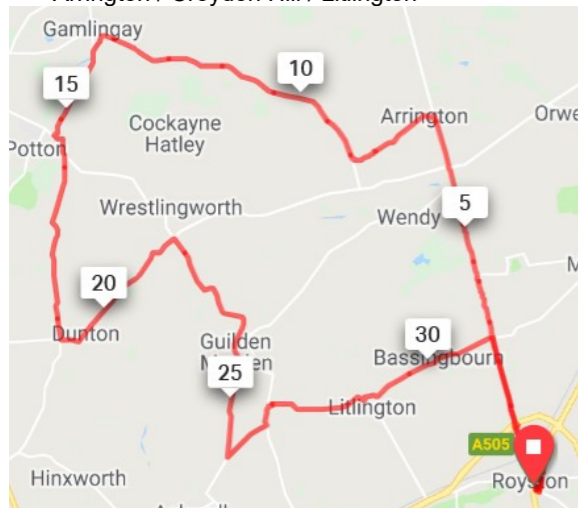
**S14 Grantchester, 30.0 (48), 279m**  
Melbourn / Great Shelford / Kneesworth



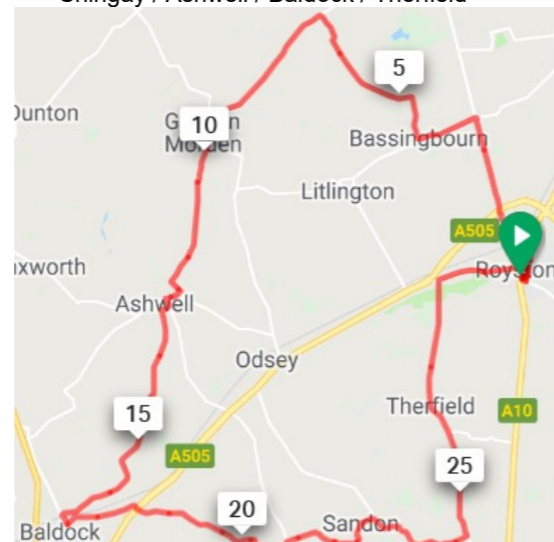
**S17 Great Shelford 31.8 (51), 518m**  
Great Chishill/Ickleton/Fowlmere



**S12 Gamlingay, 34.4 (55), 348m**  
Arrington / Croydon Hill / Litlington



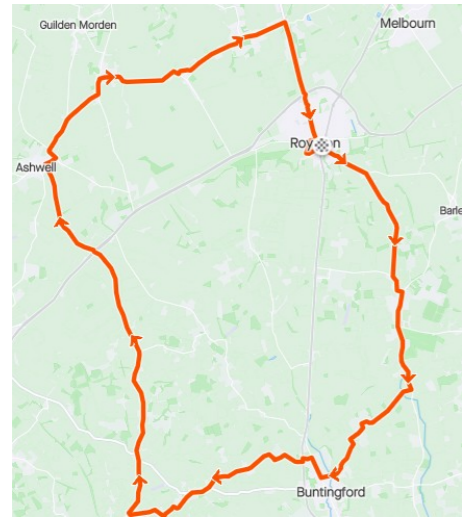
**S15 Wallington, 30.3 (49), 413m**  
Shingay / Ashwell / Baldock / Therfield



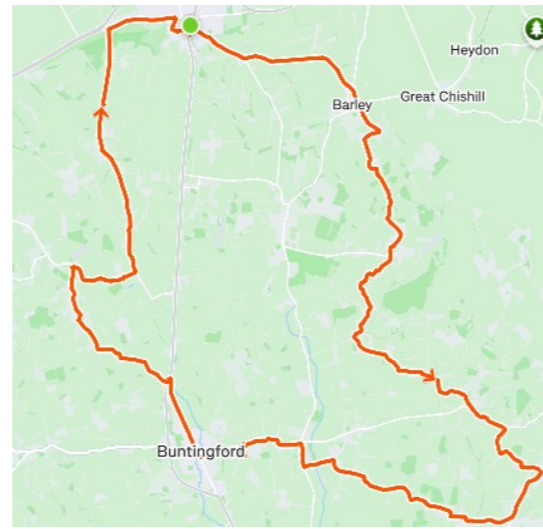
**S18 Ickleton 34 (53), 458m**  
Orwell, Ickleton, Elmdon



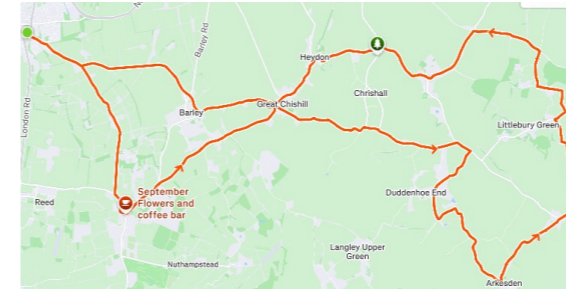
S19 Buntingford 31 (58), 508m  
Barkway, Buntingford, Ashwell



S23 Pelhams 31 (50), 567M  
Barley, Pelhams, Buntingford



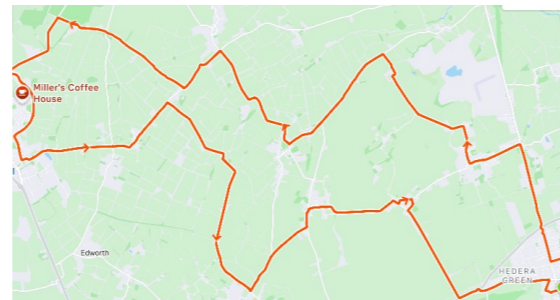
S26 Arkesden 28 (45), 682m  
Barkway, Catmere End, Elmdon



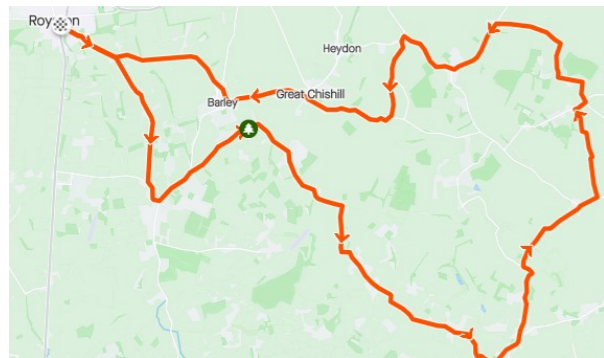
S20 Great Shelford 30 (48), 380m  
Barley, Heydon, Gt Sheldord



S24 Biggleswade 33 (54), 297M  
Eyeworth, Biggleswade, Dunton



S21 Clavering 30 (48), 697m  
Barkway, Clavering, Elmdon



S25 Coton 33 (54) 331M  
Haslingfield / Barton / Madingley

